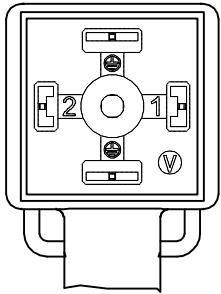


VALVE END VIEW



WIRING DIAGRAM

1

2

GND

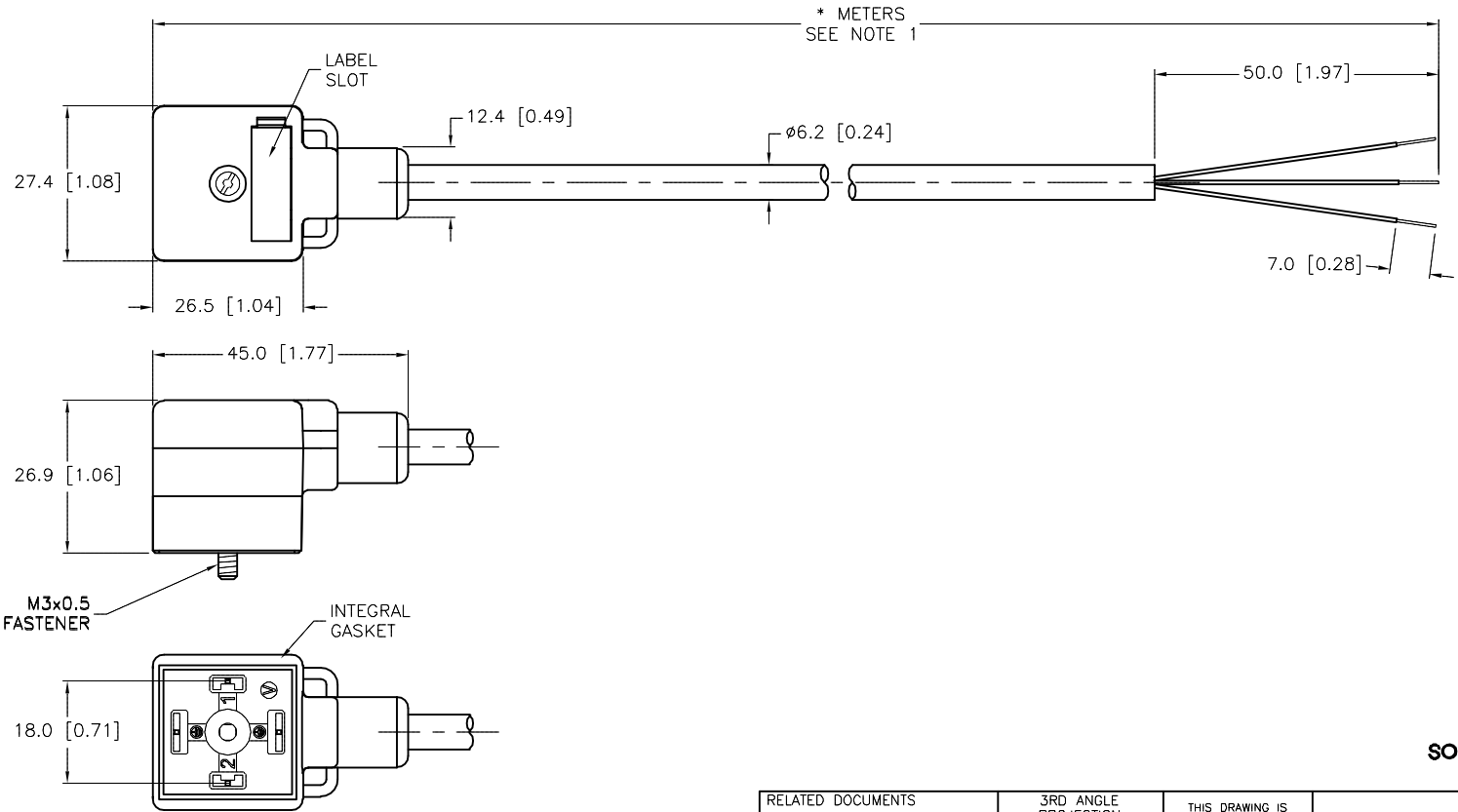
GND

BLK #1

BLK #2

GN/YE

SPECIFICATIONS	
CONTACT CARRIER MATERIAL	NYLON
CONTACT MATERIAL/PLATING	BRASS/SILVER
MOLDED HEAD MATERIAL/COLOR	TPU/TRANSLUCENT BLACK
RATED CURRENT	4.0 A
RATED VOLTAGE	0-220 VAC/DC
OUTER JACKET MATERIAL/COLOR	PVC/GRAY
CONDUCTOR INSULATION	PVC
NUMBER OF CONDUCTORS	3x18 AWG
TEMPERATURE RATING	-40°C to +105°C (-40°F to +221°F)
PROTECTION CLASS	MEETS NEMA 1,3,4,6P AND IEC IP67



CABLE LENGTH	TOLERANCE*
ALL LENGTHS	+ 4% (OR 50mm) OF LENGTH - 0% (OR 0mm) OF LENGTH WHICHEVER IS GREATER
STRIP LENGTH	TOLERANCE*
0-7mm	±0.5mm
8-29mm	±1.0mm
30-49mm	±2.0mm
50-69mm	±3.0mm
70-100mm	±4.0mm
OVER 100mm	±5.0mm
* UNLESS OTHERWISE SPECIFIED	

NOTES:

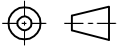
1. "\*" DESIGNATES CABLE LENGTH IN METERS. CONTACT TURCK TO ORDER SPECIFIC LENGTHS.

SOURCE DRAWING - FOR REFERENCE ONLY

RELATED DOCUMENTS

1.  
2.  
3.  
4.

3RD ANGLE PROJECTION



THIS DRAWING IS CONFIDENTIAL AND THE PROPERTY OF TURCK INC. USE OF THIS DOCUMENT WITHOUT WRITTEN PERMISSION IS PROHIBITED.

DRFT

RDS

DATE

06/04/04

APVD

SCALE

1=1.3

MATERIAL

SEE SPECIFICATIONS

FINISH

SEE SPECIFICATIONS

ALL DIMENSIONS DISPLAYED ON THIS DRAWING ARE FOR REFERENCE ONLY


CONTACT TURCK FOR MORE INFORMATION

UNIT OF MEASUREMENT

MILLIMETER [ INCH ]

DO NOT SCALE THIS DRAWING

3000 CAMPUS DRIVE  
MINNEAPOLIS, MN 55441  
1-800-544-7769  
(763) 553-7300  
(763) 553-0708 fax  
www.turck.us



DESCRIPTION

VAS 22-A653-\*M

IDENTIFICATION NO.

REV

C

C	UPDATE VALVE PLUG BODY	KMY	02/08/13	41241
REV	DESCRIPTION	BY	DATE	ECO NO.